

DESCRIPTION

AMC MODEL SW-2184-1A OPTION: 34, HPR1W IS A REFLECTIVE SINGLE POLE SINGLE THROW SWITCH DESIGNED TO OPERATE BETWEEN THE 3 TO 3.6 GHz FREQUENCY RANGE WITH LOW INSERTION LOSS AND HIGH ISOLATION.

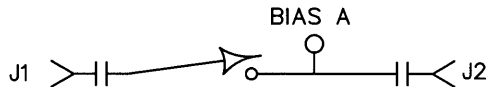
SPECIFICATIONS

- FREQUENCY RANGE: 3 TO 3.6 GHz
- INSERTION LOSS: 2.5 dB MAXIMUM
- ISOLATION: 80 dB MINIMUM
- VSWR: 1.9:1
- RISE TIME: 10 nSec MAXIMUM
- FALL TIME: 10 nSec MAXIMUM
- DELAY ON: 20 nSec MAXIMUM
- DELAY OFF: 20 nSec MAXIMUM
- POWER HANDLING: 1 WATT CW, 10 WATTS PEAK 1 uSec
- CONTROL: TTL LOGIC "0" = OFF
TTL LOGIC "1" = ON
- POWER SUPPLY: +5V @ 100 mA MAXIMUM
-15V @ 45 mA MAXIMUM
- CONNECTORS:
RF: SMA FEMALE
CONTROL: SOLDER PIN
- SIZE: 0.79" (L) x 1.97" (W) x 0.53" (H)

OPTIONS:

- 34: OPTIMIZED FOR 3 TO 3.6 GHz FREQUENCY RANGE
- HPR1W: 1 WATT CW POWER HANDLING

BLOCK DIAGRAM



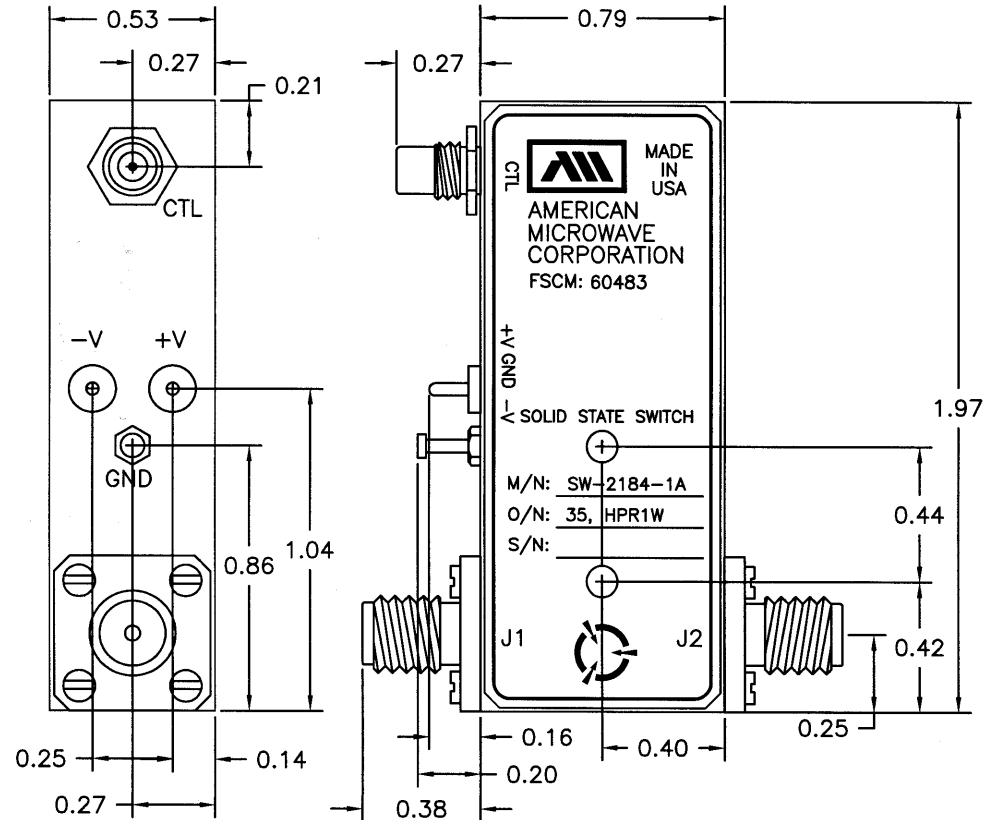
ENVIRONMENTAL RATINGS:

- TEMPERATURE: -55°C TO +85°C (OPERATING)
-65°C TO +125°C (STORAGE)
- HUMIDITY: MIL-STD-202F, METHOD 103B COND. B
- SHOCK: MIL-STD-202F, METHOD 213B COND. B
- VIBRATION: MIL-STD-202F, METHOD 204D COND. B
- ALTITUDE: MIL-STD-202F, METHOD 105C COND. B
- TEMPERATURE CYCLE: MIL-STD-202F, METHOD 107D COND. A

NOTE: SPECIFICATIONS WILL VARY OVER OPERATING TEMPERATURE
NOTE: THE ABOVE SPECIFICATIONS ARE SUBJECT TO CHANGE OR REVISION

ALL DIMENSIONS ARE IN INCHES
TOLERANCES:
X.XX ±0.020
X.XXX ±0.010

REVISIONS				
ZONE	REV.	DESCRIPTION	DATE	APPROVED
	-	ORIGINAL RELEASE JOB# 501021NSP	2/10/05	



AMERICAN MICROWAVE CORPORATION

7311-G GROVE ROAD
FREDERICK, MARYLAND 21704 USA
TEL: 301-662-4700 FAX: 301-662-4938
WEBSITE: www.americanmicrowavecorp.com
E-MAIL: sales@americanmicrowavecorp.com
ISO 9001:2000 CERTIFIED

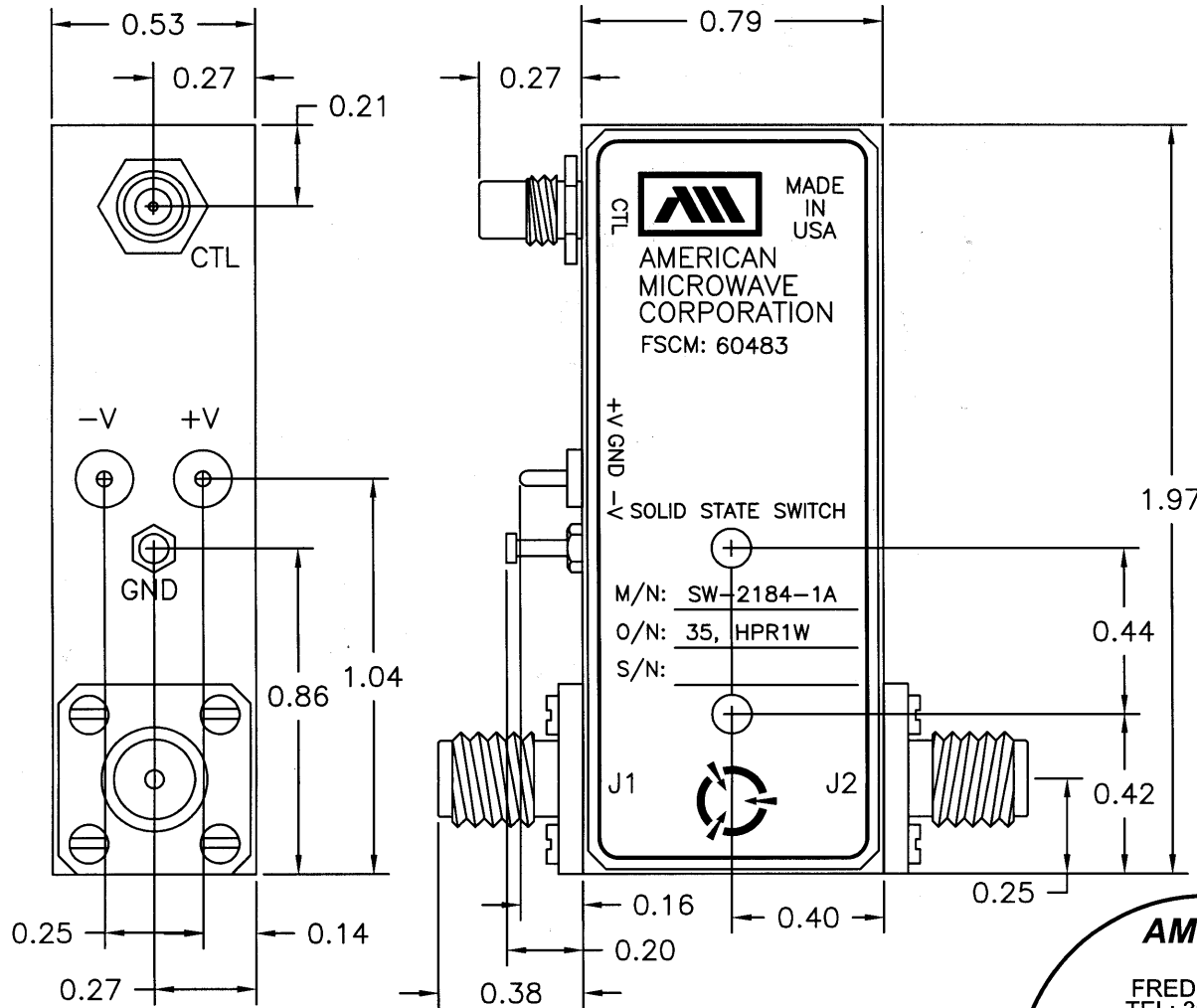


APPROVALS		DATE	TITLE		
DRAWN <i>JDJ</i>		2/10/05	PRODUCT FEATURE SW-2184-1A OPTION: 34, HPR1W 3-3.6 GHz, SINGLE POLE SINGLE THROW SWITCH		
CHECKED			SIZE A	FSCM NO. 60483	DWG NO. 100-7332
ISSUED					REV. -
SCALE N:S				SHEET 1 OF 3	

DESCRIPTION

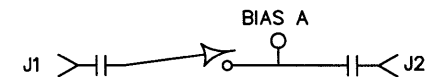
AMC MODEL SW-2184-1A OPTION: 34, HPR1W IS A REFLECTIVE SINGLE POLE SINGLE THROW SWITCH DESIGNED TO OPERATE BETWEEN THE 3 TO 3.6 GHz FREQUENCY RANGE WITH LOW INSERTION LOSS AND HIGH ISOLATION.

REVISIONS				
ZONE	REV.	DESCRIPTION	DATE	APPROVED
	-	ORIGINAL RELEASE JOB# 501021NSP	2/10/05	



MECHANICAL OUTLINE

BLOCK DIAGRAM



AMERICAN MICROWAVE CORPORATION

7311-G GROVE ROAD
 FREDERICK, MARYLAND 21704 USA
 TEL: 301-662-4700 FAX: 301-662-4938
 WEBSITE: www.americanmicrowavecorp.com
 E-MAIL: sales@americanmicrowavecorp.com
 ISO 9001:2000 CERTIFIED



ALL DIMENSIONS ARE IN INCHES
 TOLERANCES:
 X.XX ±0.020
 X.XXX ±0.010

APPROVALS		DATE	TITLE		
DRAWN <i>JDJ</i>		2/10/05	MECHANICAL OUTLINE SW-2184-1A OPTION: 34, HPR1W 3-3.6 GHz, SINGLE POLE SINGLE THROW SWITCH		
CHECKED			SIZE A	FSCM NO. 60483	DWG NO. 100-7332
ISSUED			SCALE N:S		SHEET 2 OF 3